






# TESVOLT ENERGY MANAGER – COMPATIBILITY OVERVIEW


We include devices that can process Modbus protocols in the TESVOLT compatibility list on request. This may come at an additional cost. The Modbus protocols themselves must be provided by the customer.

**All devices are only compatible with the latest software version 1.24. If you do not have this version, please contact TESVOLT.**

## PV inverters




Manufacturer	Model	Protocol(s)	Communication interface	Note
	Tripower STP 4.0, STP 5.0, STP 6.0, STP 8.0, STP 10.0, 5000TL-20, 6000TL-20, 7000TL-20, 8000TL-10, 8000TL-20, 9000TL-20, 10000TL-10, 10000TL-20, 11000TL-20, 12000TL-10, 12000TL-20, 15000TL-10, 15000TL-30, 17000TL-10, 20000TL-30, 25000TL-30	Modbus Sunspec	Ethernet RJ45	Is the inverter you're looking for not listed? It is very likely that similar models will also be compatible: this is something we can check swiftly.
	Tripower X	Modbus Sunspec	Ethernet RJ45	
	Tripower Core 1 (STP50-40, STP50-41)	Modbus Sunspec	Ethernet RJ45	
	Tripower Core 2 (STP110-60)	Modbus Sunspec	Ethernet RJ45	
	SE XXXX (single-phase)	Modbus Sunspec	Ethernet RJ45	On request
	SE XXk (three-phase)	Modbus Sunspec	Ethernet RJ45	
	SE HD Wave/SE XXXXH	Modbus Sunspec	Ethernet RJ45	
	SE XXK-RWS	Modbus Sunspec	Ethernet RJ45	

	Plenticore (PV)	Modbus Sunspec	Ethernet RJ45	
	Piko alt	Modbus Sunspec	Ethernet RJ45	
	Piko IQ 4.2, 5.5, 7.0, 8.5, 10	Modbus Sunspec	Ethernet RJ45	
	Piko 12, 15, 17, 20	Modbus Sunspec	Ethernet RJ45	It is highly likely that further versions can be implemented without any issues.
	Primo	Modbus Sunspec	Ethernet RJ45	On request
	Galvo	Modbus Sunspec	Ethernet RJ45	On request
	Symo	Modbus Sunspec	Ethernet RJ45	
	Gen24	Modbus Sunspec	Ethernet RJ45	Requires additional meter
 Clean power for all	SG10KTL / SG12KTL / SG15KTL / SG20KTL / SG30KTL / SG36KTL / SG40KTL / SG60KTL / SG80KTL /	Modbus/TCP, Modbus/RTU	Ethernet RJ45, RS485	
	SG30KU / SG36KU / SG60KU	Modbus/TCP, Modbus/RTU	Ethernet RJ45, RS485	
	SG5KTL-MT / SG6KTL-MT / SG8KTL-M / SG10KTL-M / SG10KTL-MT / SG12KTL-M / SG15KTL-M / SG17KTL-M / SG20KTL-M / SG30KTL-M / SG30KTL-M-V31 / SG33KTL-M / SG36KTL-M / SG40KTL-M / SG50KTL-M / SG50KTL-M-20 / SG60KTL-M / SG80KTL-M / SG80KTL-20 /	Modbus/TCP, Modbus/RTU	Ethernet RJ45, RS485	
	LP_P34KSG	Modbus/TCP, Modbus/RTU	Ethernet RJ45, RS485	
	SG33K3J / SG49K5J / SG34KJ	Modbus/TCP, Modbus/RTU	Ethernet RJ45, RS485	
	SG60KU-M	Modbus/TCP, Modbus/RTU	Ethernet RJ45, RS485	

	SG111HV / SG125HV / SG125HV-20	Modbus/TCP, Modbus/RTU	Ethernet RJ45, RS485	
	SG25CX-SA / SG30CX / SG33CX / SG36CX-US / SG40CX / SG50CX / SG60CX-US / SG75CX / SG100CX / SG100CX-JP / SG110CX /	Modbus/TCP, Modbus/RTU	Ethernet RJ45, RS485	
	SG250HX / SG250HX-US / SG250HX-IN /	Modbus/TCP, Modbus/RTU	Ethernet RJ45, RS485	
	SG3.0RT / SG4.0RT / SG5.0RT / SG6.0RT / SG7.0RT / SG8.0RT / SG10RT / SG12RT / SG15RT / SG17RT / SG20RT	Modbus/TCP, Modbus/RTU	Ethernet RJ45, RS485	







\*A firmware update is required for all the inverters listed!

# Battery inverters






Manufacturer	Model	Protocol(s)	Communication interface	Note
	STPS 60	Modbus Sunspec	Ethernet RJ45	Compatible cabinet systems: TS HV 70, TS HV 70 E Compatible container system: TPS flex Control via the SMA Inverter Manager
	STPS X 30/STPS X 50	Modbus Sunspec	Ethernet RJ45	Compatible cabinet system: TS HV 30-80 E Compatible container system: TPS HV 80 E
 	TESVOLT PCS/Gridcon PCS	Modbus/TCP	Ethernet RJ45	Compatible cabinet systems: TS-I HV, TS-I HV (E)









## Charging stations

Manufacturer	Model	Protocol(s)	Communication interface	Charging points (CP)	Charging type		Max. charging power per CP	Energy meter			Access control		Note
					AC	DC		Uncalibrated	MID	ME	RFID	Key	
<b>KEBA</b>	P30 c series	Modbus/TCP, UDP	Ethernet RJ45	1	✓		22 kW	Optional	Optional	Optional	Optional		
	P30 x series	Modbus/TCP, UDP	Ethernet RJ45	1	✓		22 kW	Optional	Optional	Optional	Optional		
	German edition	Modbus/TCP, UDP	Ethernet RJ45	1	✓		11 kW	Optional	Optional	Optional	Optional		
<b>walbe®</b>	Pro	Modbus/TCP, Modbus/RTU	Ethernet RJ45, RS485	1	✓		22 kW		✓ External meter recommended		✓	✓	
	Eco 2.0 22 kW	Modbus/TCP, Modbus/RTU	Ethernet RJ45, RS485	1	✓		22 kW				Optional	✓	
<b>MENNEKES</b>	Amtron Xtra	Modbus/TCP	Ethernet RJ45	1	✓		22 kW		✓		✓	✓	
	Amtron Premium	Modbus/TCP	Ethernet RJ45	1	✓		22 kW		✓		✓	✓	
	Amtron Professional (+) PnC	Modbus/TCP	Ethernet RJ45	2	✓		22 kW		✓		✓		
<b>HEIDELBERG</b>	Energy control	Modbus/RTU	RS485	1	✓		11 kW				Optional	✓	
	connect.home	Modbus/TCP	Ethernet RJ45	1	✓		11 kW				✓		



	Local energy management (LEM)	Modbus/TCP	Ethernet RJ45	40	✓		22 kW						On request
	ECOLECTRA	Only with Modbus/TCP-capable baseboard	Ethernet RJ45	2	✓		22 kW		✓		✓		
	basicEvo	Modbus/RTU	RS485	1	✓		11 kW				Optional	Optional	
	smartEvo	Modbus/TCP	Ethernet RJ45	1	✓		11 kW		✓		✓		
	Duo WM/PM/BM (formerly Advanced)	Modbus/TCP	Ethernet RJ45	2	✓		22 kW		✓		✓		
	CITO 500	Modbus/TCP	Ethernet RJ45	2	✓	✓	22 kW AC/50 kW DC		✓		✓		
	Alpha XT	Modbus/RTU	RS485	2	✓		11 kW				Optional		
	cPμ1	HTTP	Ethernet RJ45	1	✓		13.8 kW		External eCB1 meter required				Can only be controlled via an external eCB1
	Cph1	HTTP	Ethernet RJ45	1	✓		22 kW		✓ (internal eCB1 meter)		✓	✓	
	Live	Modbus/TCP, Modbus/RTU	Ethernet RJ45, RS485	1	✓		22 kW		✓		✓		
	Eve Single Pro-Line	Modbus/TCP	Ethernet RJ45	1	✓		22 kW		✓		✓		On request
	Eve Double Pro-Line	Modbus/TCP	Ethernet RJ45	2	✓		22 kW		✓		✓		On request
	Eve Double PG-Line	Modbus/TCP	Ethernet RJ45	2	✓		22 kW		✓		✓		On request

## Electricity meters



Manufacturer	Model	Protocol(s)	Communication interface	Phases		Measurement type		Digital contacts		Note
				1	3	Direct (I <sub>max</sub> )	Secondary electricity (I <sub>max</sub> ) with separate transformer	Input	Output	
	Basic meter	SML	Optical read head via USB	✓	✓					individual PIN recording via flashes
	eHz	SML	Optical read head via USB or OKK-BKE gen. F	✓	✓					individual PIN recording via flashes
	Basic meter	SML	Optical read head via USB	✓	✓					individual PIN recording via flashes
	eHz	SML	Optical read head via USB or OKK-BKE gen. F	✓	✓					individual PIN recording via flashes
	Basic meter	SML	Optical read head via USB	✓	✓					individual PIN recording via flashes
	eHz	SML	Optical read head via USB	✓	✓					individual PIN recording via flashes
	Basic meter	SML	Optical read head via USB	✓	✓					individual PIN recording via flashes
Pulse meters										On request
	ET/EM 100 series	Modbus/RTU	RS485	✓		65 A				
	ET/EM 300 series	Modbus/RTU	RS485	✓	✓	65 A				
	EM 24 series	Modbus/TCP, Modbus/RTU	Ethernet RJ45, RS485	✓	✓	65 A	5 A	✓	✓	

<b>Janitza®</b>	B21, B23 and B24	Modbus/RTU	RS485	✓	✓	65 A	5 A (only B24)	✓	✓	B21 only single-phase
	UMG 604, 801, 806, 20 CM and 96 RM-EL	Modbus/RTU	RS485	✓	✓	65 A	5 A	✓	✓	
	SDM220	Modbus/RTU	RS485	✓		80 A				
	SDM630	Modbus/RTU	RS485	✓	✓					
	SDM72DM	Modbus/RTU	RS485	✓	✓					
	SDM72DV1	Modbus/RTU	RS485	✓	✓					
	EM 300	Modbus/TCP	Ethernet RJ45	✓	✓					
<b>SIEMENS</b>	Sentron PAC1665	Modbus/TCP	Ethernet RJ45	✓	✓			✓	✓	
	Sentron PAC2200	Modbus/TCP	Ethernet RJ45	✓	✓			✓	✓	
	Sentron PAC3200	Modbus/TCP	Ethernet RJ45	✓	✓			✓	✓	
	Sentron PAC4200	Modbus/TCP	Ethernet RJ45	✓	✓			✓	✓	
	EnergyMeter	Speedwire	Ethernet RJ45	✓	✓	63 A	5 A			
	PM5300 series	Modbus/TCP	Ethernet RJ45	✓	✓					
	EcoCount S	Modbus/RTU	RS485	✓	✓	85 A	5 A			
	EM3XX	Modbus/RTU	RS485	✓	✓	80 A				
	MMB 700	Modbus/TCP, Modbus/RTU	Ethernet RJ45, RS485	✓	✓					
	eMeter	Modbus/RTU	RS485	✓	✓					




	eCB1	HTTP	Ethernet RJ45	✓	✓	<p>The following can also be connected and read via eCB1 using HTTP: B-control Energy Manager, KLEFR 6934 energy meter, RCT Power measuring point, Tesla Powerwall measuring point</p>
	Professional II	Modbus/TCP	Ethernet RJ45	✓	✓	


## Heat and cooling meters

Manufacturer	Model	Protocol(s)	Communication interface	Note
	MULTICAL 603	Modbus/TCP	Ethernet RJ45	
	Ultramess 603	Modbus/TCP	Ethernet RJ45	
	Supercal 531	Modbus/TCP	Ethernet RJ45	

## Air pressure and gas meters

Manufacturer	Model	Protocol(s)	Communication interface	Note
	BMG 1020	Modbus/TCP, Modbus/RTU	Ethernet RJ45, RS485	


## Heat pumps

Manufacturer	Model	Protocol(s)	Communication interface	Note
		UDP	USB, digital contacts, separate KMTronic hardware	On request


## Heating rods

Manufacturer	Model	Protocol(s)	Communication interface	Note
	AC THOR	Modbus/TCP	Ethernet RJ45	
	AC THOR 9s	Modbus/TCP	Ethernet RJ45	
	AC ELWA-E	Modbus/TCP	Ethernet RJ45	

## Fuel cells

Manufacturer	Model	Protocol(s)	Communication interface	Note
	BlueGEN BG-15	Modbus/TCP	Ethernet RJ45	

## CHP units

Manufacturer	Model	Protocol(s)	Communication interface	Note
	g-box 50plus	Modbus/TCP	Ethernet RJ45	An Anybus gateway and a g-box are required to communicate with the CHP unit. If the connection is interrupted, the CHP unit must be manually returned to the external control mode so its output can be controlled. Otherwise, the measurement values can only be read.

## Legal notice

### TESVOLT headquarters

TESVOLT AG  
 Am Heideberg 31  
 06886 Lutherstadt Wittenberg  
 info@tesvolt.com

### TESVOLT service hotline

Monday to Friday  
 09:00 am – 04:00 pm CET  
 +49 (0) 3491 / 87 97 100